

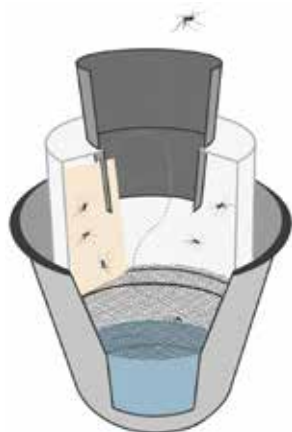


ENGINEERED IN
GERMANY 

BG-Gat

Outdoor Mosquito Trap

For the blood-sucking mosquitoes, BG Gat will have a net to separate the mosquitoes from the water, so that the mosquitoes will not directly touch the water and lay eggs. Therefore, it will not cause a large number of larvae to become adults, and will fly away and continue to suck blood. If you add a suitable mosquito-killing potion, it will kill the mosquito eggs that have fallen into the water. Meanwhile, BG Gat has a special adhesive tape to instantly stick the mosquito swarm so that it cannot escape.



Easy to set up



No power supply
needed



No CO2 gas needed

Items

BG-GAT x 1 unit
barrier net x 1 unit
transparent chamber x 1 unit
black bucket x 1 unit
funnel x 1 unit
sticky card x 5 pcs

Technical details

Weight: 0.6kga

Dimension: 26cm x 26cm x 31cm



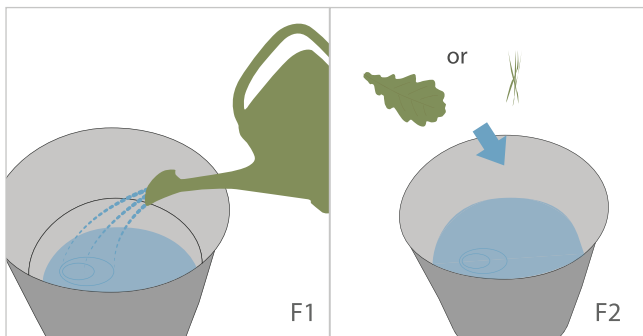
Call Now
5503 8458

www.hkmisting.com

Assembling the Trap

Attention:

When using the trap for the first time, the smell of the new plastic may have a repellent effect on the mosquitoes. This is normal and will fade away in the first two weeks.

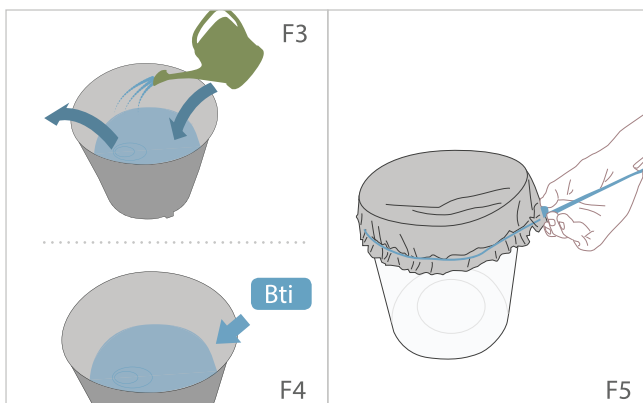


1. Fill the black bucket with water up to the overflow (about 2 liters / 0.5 gallon) [F1].
2. Add organic material to the water. (e.g., one leaf, some blades of grass or dry hay, one or two pieces of rabbit chow, or alfalfa pellets [F2]). This will act as an additional attractant for the mosquitoes.
3. To avoid the development of larvae in the water, we recommend either

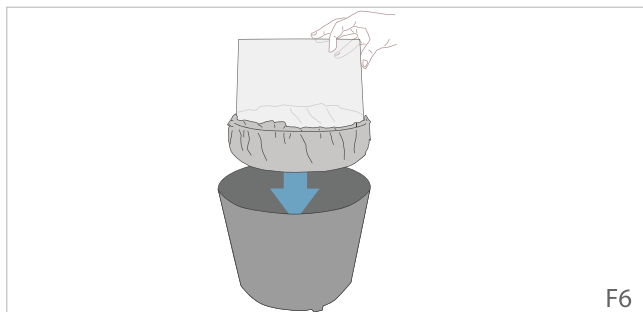
- to check the bucket once a week for larvae and, if present, to empty, clean, and refill it [F3]

or alternatively

- to add the biological larvicide Bti ("mosquito dunks" and similar products) [F4].

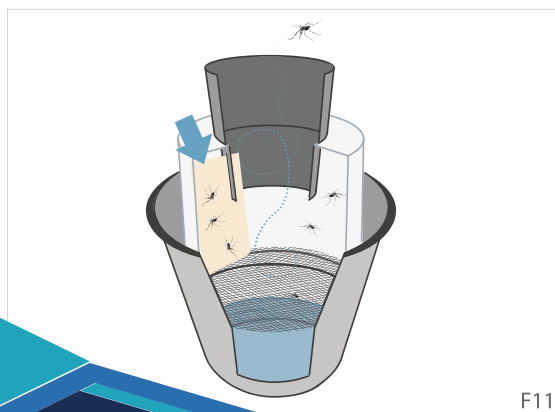
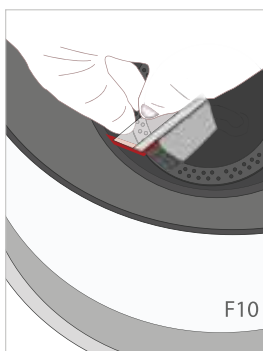
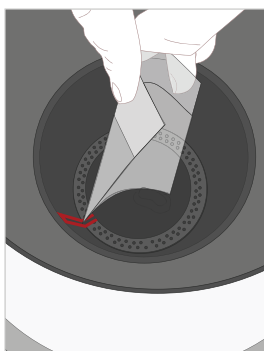
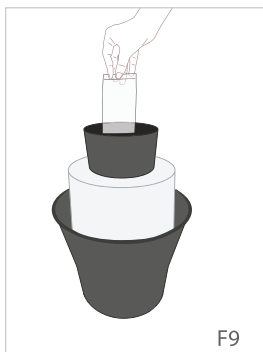
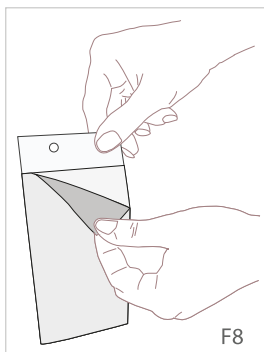


4. Put the barrier net over the open end of the translucent chamber. Then tighten the top part of the barrier net by pulling the cord of the bag tightly [F5].
5. Place the translucent chamber into the black, water-filled trap bucket [F6].



BG-Gat

Outdoor Mosquito Trap



6. Now, insert the black funnel into the chamber [F7].
7. Finally pull off the plastic covering from both sides of the sticky card [F8].
8. Insert the card through the black funnel [F9].
9. Curl the card slightly holding it at the non-sticky part and place it into the slit in the black funnel until it touches the net [F10]. It is loosely held by the slit and has leeway. The slit and the net at the bottom keep it in place.
10. The bigger part of the sticky card should protrude into the inner part of the chamber [F11].
11. The trap is now ready for use [F11].

Info:

The mosquitoes will stick to the dry adhesive on the card when flying around in the translucent chamber.



BG-Gat

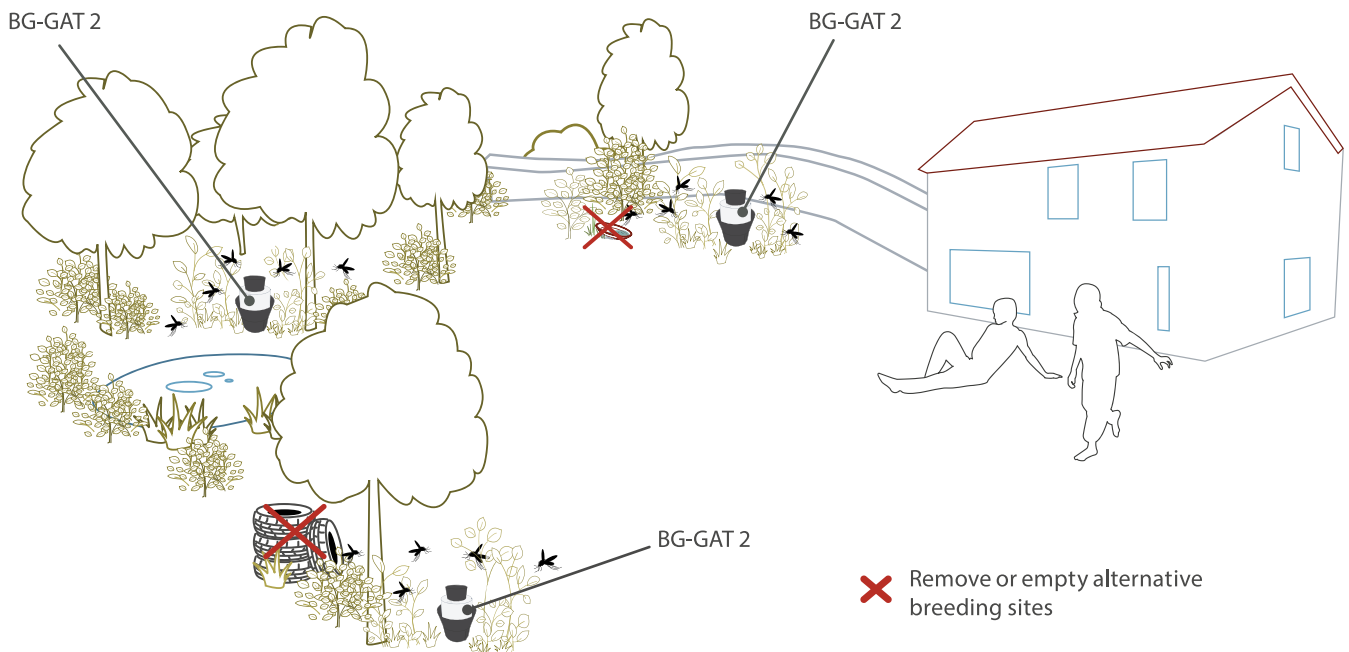
Outdoor Mosquito Trap

Positioning

A humid, shady, and wind-protected location is very attractive to mosquitoes. Also, the black color of the BG-GAT 2 attracts mosquitoes from some distance. Thus, the trap needs to be placed in a shady, humid place where it is readily visible, but protected from rain.




Positioning examples:



Please note

Most effective when competing breeding sites are eliminated: Empty or completely cover rain barrels; remove old tires; empty plant saucers, buckets, and other water holding containers; keep rain gutters clear.



Call Now
5503 8458

www.hkmisting.com



Total solution for mosquito control

Indoor and Outdoor Mosquito Trap

Biogents Trap System Stronger together	BG-Bowl + CO ₂	BG-GAT	BG-Home
Description	Outdoor mosquito trap	Outdoor tiger mosquito trap	Indoor trap against mosquitoes and other flying insects
Targeted mosquitoes	effective against all mosquito species incl. house and flood water mosquitoes	effective against tiger mosquitoes	especially effective against tiger mosquitoes
Characteristics of target mosquitoes	night or day biting, wide variety in characteristics	day biting, small, black/white striped, very aggressive	day biting, small, black/white striped, very aggressive
What it does	reduces biting	reduces reproduction	reduces biting
Trap type	high performance trap	egg laying female trap	mosquito & insect trap
Use	yard / outdoor	yard / outdoor	indoor / covered terrace
Power	✓		✓
Warranty	2 years	2 years	2 years
In the Box			
Trap	✓	✓	✓
Attractant	✓	not needed	✓
CO ₂ attachment	✓	not needed	not needed
Catch bag	✓	not needed	not needed
Sticky cards	not needed	✓	not needed
Features			
Indoor			✓
Yard	✓	✓	
CO ₂	✓	not needed	not recommended
Light	not recommended for outdoors		✓
Biogents patented trap technology	✓		✓
Biogents mosquito attractant technology	✓		✓

Call Now
5503 8458

www.hkmisting.com